

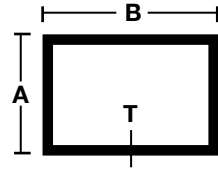
Rectangular Tube

6063 - T52 Sharp Corners

AMS QQ-A-200/9,

ASTM B221

21'1" Lengths



A (Inches)	B (Inches)	T (Inches)	Approx WT. Per FT.	Approx WT. Per Length
.500	1.000	.125	.363	7.738
.750	1.500	.125	.582	11.132
1.000	1.500	.125	.654	13.936
	2.000	.125	.800	17.056
	4.000	.125	1.423	30.021
1.250	2.500	.125	1.019	21.499
1.500	2.000	.125	.945	20.135
	2.500	.125	1.091	23.255
	3.000	.125	1.250	26.902
1.750	2.250	.125	1.102	23.234
	3.000	.125	1.310	27.619
2.000	3.000	.125	1.382	29.453
	3.000	.250	2.646	55.786
	4.000	.125	1.674	35.587
	5.000	.125	1.964	41.850
	6.000	.125	2.255	48.049
3.000	4.000	.125	2.290	48.288
	6.000	.125	3.814	80.412
2.000	8.000	.125	2.925	61.669

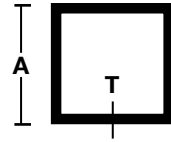
Square Tube

6063 - T52 Sharp Corners

AMS QQ-A-200/9,

ASTM B221

21'1" Lengths



A (Inches)	T (Inches)	Approx WT. Per FT.	Approx WT. Per Length
.750	.063	.207	4.364
	.125	.368	7.758
1.000	.063	.271	5.713
	.125	.515	10.857
1.250	.125	.654	13.788
1.500	.188	1.161	24.477
	.250	1.470	30.992
1.750	.125	.955	20.134
2.000	.125	1.102	23.233
	.188	1.602	33.775
	.250	2.058	43.389
2.500	.125	1.383	29.158
	.250	2.646	55.786
3.000	.125	1.691	35.651
	.250	3.234	68.183
4.000	.125	2.279	48.048
	.250	4.410	92.977
6.000	.125	3.530	74.424
	.188	5.140	108.368
	.250	6.762	142.565

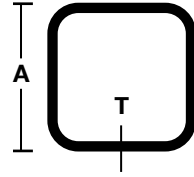
Square Tube

6061 - 6063 Rounded Corners

AMS QQ-A-200/9,

ASTM B221

21'1" Lengths



A (Inches)	T (Inches)	Approx WT. Per FT.	Approx WT. Per Length
1.000	.062	.274	5.776
	.125	.509	10.731
1.500	.125	.746	15.728
2.000	.125	1.103	23.255
	.250	1.994	42.040
2.500	.125	1.349	28.441
	.250	2.599	54.795
3.000	.125	1.682	35.462
	.250	3.108	65.527
4.000	.250	4.307	90.806

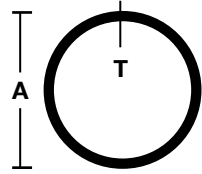
Round Tube

3003

WW-T-700/2, ASTM B210,

AMS 4067

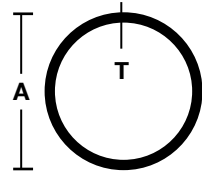
12' Lengths



A (Inches)	T (Inches)	Approx WT. Per FT.	Approx WT. Per Length
.875	.065	.1965	2.358
1.125	.058	.231	2.772
1.500	.065	.349	4.188

Round Tube

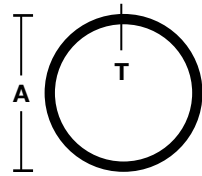
6061 EXTRUDED SEAMLESS
AMS QQ-A-200/8, ASTM B221
12' Lengths



A (Inches)	T (Inches)	Approx WT. Per FT.	Approx WT. Per Length
1.250	.125	.520	6.24
	.250	.924	11.088
1.500	.125	.635	7.62
	.250	1.155	13.86
1.750	.125	1.375	16.50
	2.000	.125	.866
2.250		.250	1.616
	.250	1.850	22.20
	.500	3.233	38.796
2.500	.125	1.097	13.164
	.250	2.078	24.936
	.500	3.695	44.34
2.750	.500	4.125	49.50
	.500	4.907	58.884
3.000	.125	1.328	15.936
	.250	2.540	30.48
	.500	4.618	55.416
	.750	6.234	74.808
3.250	.375	3.980	47.76
	.500	5.080	60.96
3.500	.500	5.542	66.504
	.750	7.620	91.44
3.750	.500	6.004	72.048
	4.000	.125	1.788
.250		3.454	41.448
.500		6.465	77.58

Round Tube

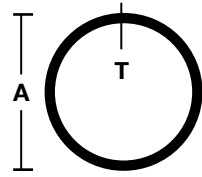
6061 EXTRUDED SEAMLESS
AMS QQ-A-200/8, ASTM B221
12' Lengths



A (Inches)	T (Inches)	Approx WT. Per FT.	Approx WT. Per Length
4.000	.750	9.005	108.06
4.500	.500	7.389	88.668
	.750	10.390	124.68
5.000	.250	4.930	59.16
	.500	8.313	99.756
	.750	11.780	141.36
	1.000	14.780	177.36
6.000	.125	2.713	32.556
	.500	10.160	121.92
	.750	14.550	174.60
	1.000	18.470	221.64
6.500	.250	5.772	69.264
	.375	8.485	101.82
	.500	11.084	133.008
	1.000	20.320	243.84
7.000	.250	6.234	74.808
	.375	9.179	110.148
	.500	12.007	144.084
	.750	17.318	207.816
	1.000	22.166	265.992
7.500	.250	6.696	80.352
	.500	12.930	155.16
	.750	18.703	224.436
	1.000	24.014	288.168
8.000	.250	7.158	85.896
	.500	13.853	166.236

Round Tube

6061 EXTRUDED SEAMLESS
 AMS QQ-A-200/8, ASTM B221
 12' Lengths

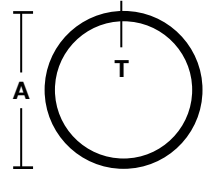


A (Inches)	T (Inches)	Approx WT. Per FT.	Approx WT. Per Length
8.000	.750	20.088	241.056
	1.000	25.861	310.332
8.500	.250	7.620	91.44
	.500	14.778	177.336
	.750	21.474	257.688
	1.000	27.709	332.508
9.000	.250	8.081	96.972
	.500	15.702	188.424
	.750	22.859	274.308
	1.000	29.555	354.66
9.500	.250	8.542	102.504
	.500	16.625	199.50
	.750	24.244	290.928
	1.000	31.403	376.836
10.000	.500	17.548	210.576
	.750	25.630	307.56
	1.000	33.250	399.00
12.000	.500	21.243	254.916
	.750	31.172	374.064
	1.000	40.640	487.68

Round Tube

6061 Drawn Seamless

ASTM B210, WW-T-700/6,
AMS-QQ-A-225/8, ASTM B211,
AMS 4082
12' Lengths

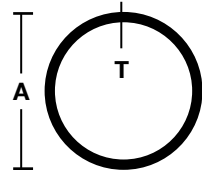


A (Inches)	T (Inches)	Approx WT. Per FT.	Approx WT. Per Length
.190	.035	.0197	.2364
	.250	.049	.4368
.313	.058	.0411	.4932
	.035	.0580	.696
	.049	.0477	.5724
	.058	.0545	.654
.375	.035	.0440	.528
	.049	.0590	.708
	.058	.0679	.8148
	.065	.0700	.84
.500	.035	.0601	.7212
	.049	.0816	.9792
	.058	.0947	1.1364
	.065	.1040	1.248
.625	.035	.0763	.9156
	.049	.1043	1.2516
	.058	.1215	1.458
	.065	.1345	1.614
.750	.035	.0925	1.11
	.049	.1269	1.5228
	.058	.1483	1.7796
	.065	.1645	1.974
	.083	.2045	2.454
.875	.035	.1086	1.3032
	.049	.1495	1.794

Round Tube

6061 Drawn Seamless

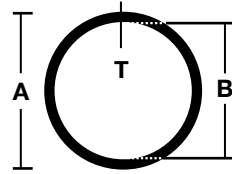
ASTM B210, WW-T-700/6,
AMS-QQ-A-225/8, ASTM B211,
AMS 4082
12' Lengths



A (Inches)	T (Inches)	Approx WT. Per FT.	Approx WT. Per Length	
.875	.058	.1751	2.1012	
	.065	.1945	2.334	
	1.000	.035	.1248	1.4976
		.049	.1722	2.0664
		.058	.2019	2.4228
1.250	.065	.2245	2.694	
	.083	.2812	3.3744	
	.125	.4041	4.8492	
	1.500	.035	.1894	2.2728
		.049	.2627	3.1524
.058		.3090	3.708	
.065		.3446	4.1352	
.083		.4345	5.214	
2.000	.035	.1571	1.8852	
	.049	.2174	2.6088	
	.058	.2554	3.0648	
	.065	.2846	3.4152	
	.083	.3579	4.2948	
2.500	.049	.3532	4.2384	
	.058	.4161	4.9932	
	.065	.4647	5.5764	
	.083	.5878	7.0536	
3.500	.065	.5847	7.0164	
	.083	.5810	6.972	
3.500	.065	.8250	9.90	

Pipe

6061 & 6063 Schedule 40
 ASTM B221, ASTM B429,
 AMS-QQ-A-200/8,
 20' Lengths



Normal Size (Inches)	A O.D. (Inches)	B I.D. (Inches)	T Average Wall	Approx WT. Per FT.	Approx WT. Per Length
.250	.540	.364	.088	.059	1.180
.500	.840	.622	.109	.294	5.880
.750	1.050	.824	.113	.391	7.820
1.000	1.315	1.049	.133	.581	11.620
1.250	1.660	1.380	.140	.786	15.720
1.500	1.900	1.610	.145	.939	18.780
2.000	2.375	2.067	.154	1.264	25.280
2.500	2.875	2.469	.203	2.004	40.080
3.000	3.500	3.068	.216	2.621	52.420
3.500	4.000	3.548	.226	3.152	63.040
4.000	4.500	4.026	.237	3.733	74.660